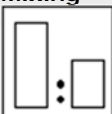


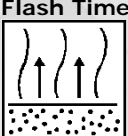



## AL313 HS Clearcoat

<b>Description</b>	<b>AUTOLUX® HS Clearcoat, AL313</b> , is a two component, high solids acrylic urethane clearcoat suitable for panel repairs and complete resprays.		
<b>Products</b>	Clearcoat: Hardeners:	AL313 <i>Autolux</i> HS Clearcoat AL522 <i>Autolux</i> HS Hardener - Fast AL524 <i>Autolux</i> HS Hardener - Standard AL526 <i>Autolux</i> HS Hardener - Slow	(Up to 20°C) (Up to 25°C) (25 – 35°C)
<b>Surface Preparation</b>	See Basecoat Technical Data Sheet. Note: Maximum basecoat flash-off time before application of AL313 HS Clearcoat is 24 hours. If left longer, scuff thoroughly and apply additional basecoat.  Go over the basecoat surface with a suitable tack-rag immediately before application of AL313 HS Clearcoat.  AL313 HS Clearcoat is not recommended for use over Waterborne basecoats.		
<b>Mixing</b> 	<i>Autolux</i> HS Clearcoat AL313 <i>Autolux</i> HS Hardener AL522/524/526  Pot Life:		By volume:  2 Parts 1 Part  3 - 4 Hours
<b>Application</b> 	Conventional gun:  HVLP/Compliant gun:	Fluid Tip 1.4 – 1.6mm, Air pressure 50 psi (3.5 bar) at the gun  Fluid Tip 1.4 – 1.6mm, Air pressure – refer to spraygun manufacturers information	
<b>Coats</b> 	2 coats (50 – 60 microns dry film)		
<b>Flash Time</b> 	5 – 10 minutes between coats at 20°C		
<b>Drying</b> 	Air Dry at 20°C  Force Dry:	Dust Free: Polish/Into Service Handleable Tape Free 50°C Polish/Into Service	40-75 mins 16 hours (overnight) 5 - 6 hours 10 - 12 hours 25 - 30 minutes 2 hours after full cooling
<b>Process Notes</b> Clean up equipment immediately after use, using <i>Autolux</i> Thinner or another suitable solvent. Dispose of waste in accordance with applicable regulations.			

**These products are for professional painting only**, and are not to be used for purposes other than those specified. The information on this TDS is based on present scientific and technical knowledge, and it is the responsibility of the user to take all necessary steps in order to ensure the suitability of the product for the intended purpose. For Health and Safety information please refer to the Material Safety Data Sheet. March 2014.

AUTOLUX® & the AUTOLUX® logo are trademarks of PPG Industries Ohio, Inc. © 2014 PPG Industries. All rights reserved.

PPG Industries (UK) Ltd, Auto Refinish Customer Service & Sales Group, Needham Road, Stowmarket, Suffolk IP14 2AD, Tel: 01449 771775